

Access to the website and course is limited if multiple users attempt to access the course from the same computer. If you see the following message, just follow the instructions below.

Your access to this site has been temporarily limited by the site owner

Your access to this service has been temporarily limited. Please try again in a few minutes. (HTTP response code 503)

If you think you have been blocked in error, contact the owner of this site for assistance.

- [Return to the site home page](#)
- [Attempt to return to the admin login page \(you may still be locked out\)](#)

If you are a WordPress user with administrative privileges on this site please enter your email in the box below and click "Send". You will then receive an email that helps you regain access.

Block Technical Data

Block Reason: You have been temporarily locked out of this system. This means that you will not be able to log in for a while.

Time: Wed, 13 May 2026 23:54:54 GMT



About Wordfence
Wordfence is a security plugin installed on over 5 million WordPress sites. The owner of this site is using Wordfence to manage access to their site.
You can also read the documentation to learn about Wordfence's blocking tools, or visit [wordfence.com](https://www.wordfence.com) to learn more about Wordfence.

Click here to learn more: [Documentation](#)

Generated by Wordfence at Wed, 13 May 2026 23:54:54 GMT.

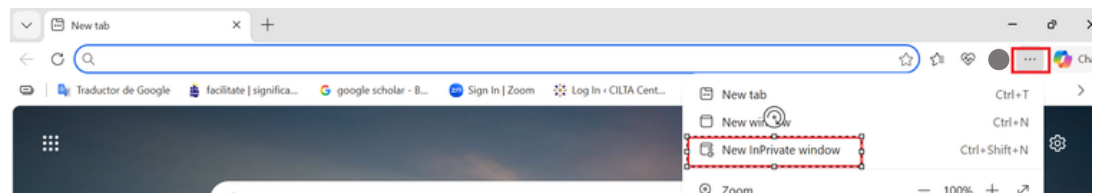
1

OPEN A PRIVATE / INCOGNITO WINDOW

Follow the next steps according to the browser you are using:

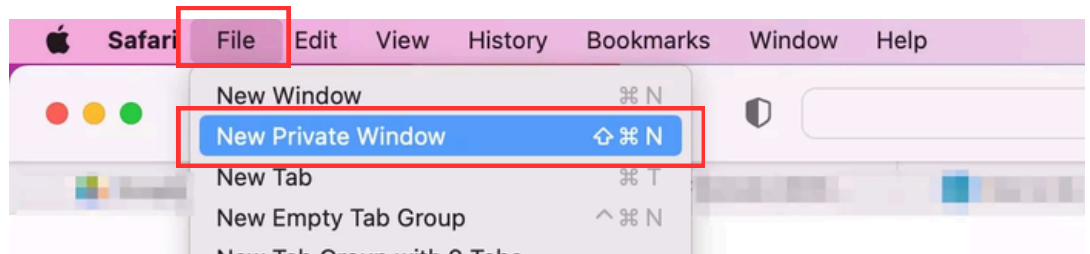
Microsoft Edge/Google Chrome

- Click the three dots next to the search bar and click **New InPrivate Window** or **New Incognito Window**.



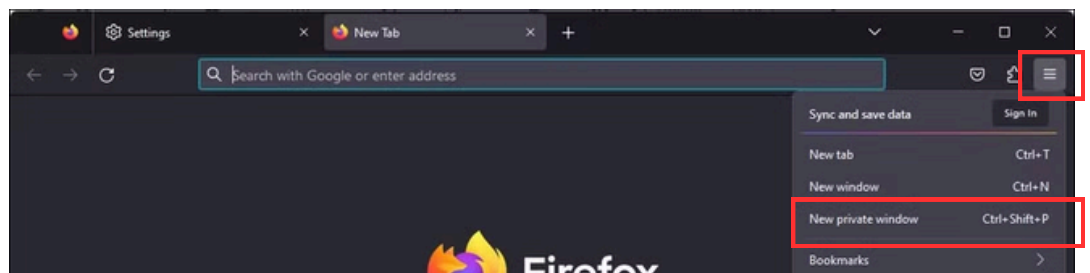
Safari (MAC Computer)

- Open the Safari browser.
- Choose File
- Click **New Private Window** from the top menu bar.



Firefox

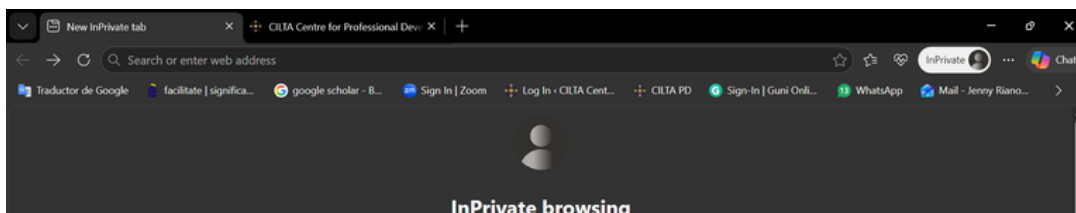
- Click the menu button (three horizontal lines) in the top-right corner and select **New Private Window**.



CONTINUE WITH LOGIN OR RESET PASSWORD

Once you access the private page (incognito mode) the background will turn black

- Click this link <https://www.ciltapd.com.au/my-courses/> (or type it) in the search bar.
- Proceed to log in.
- If you can't remember your password, click on “**Lost your Password?**” and follow the instructions.



2