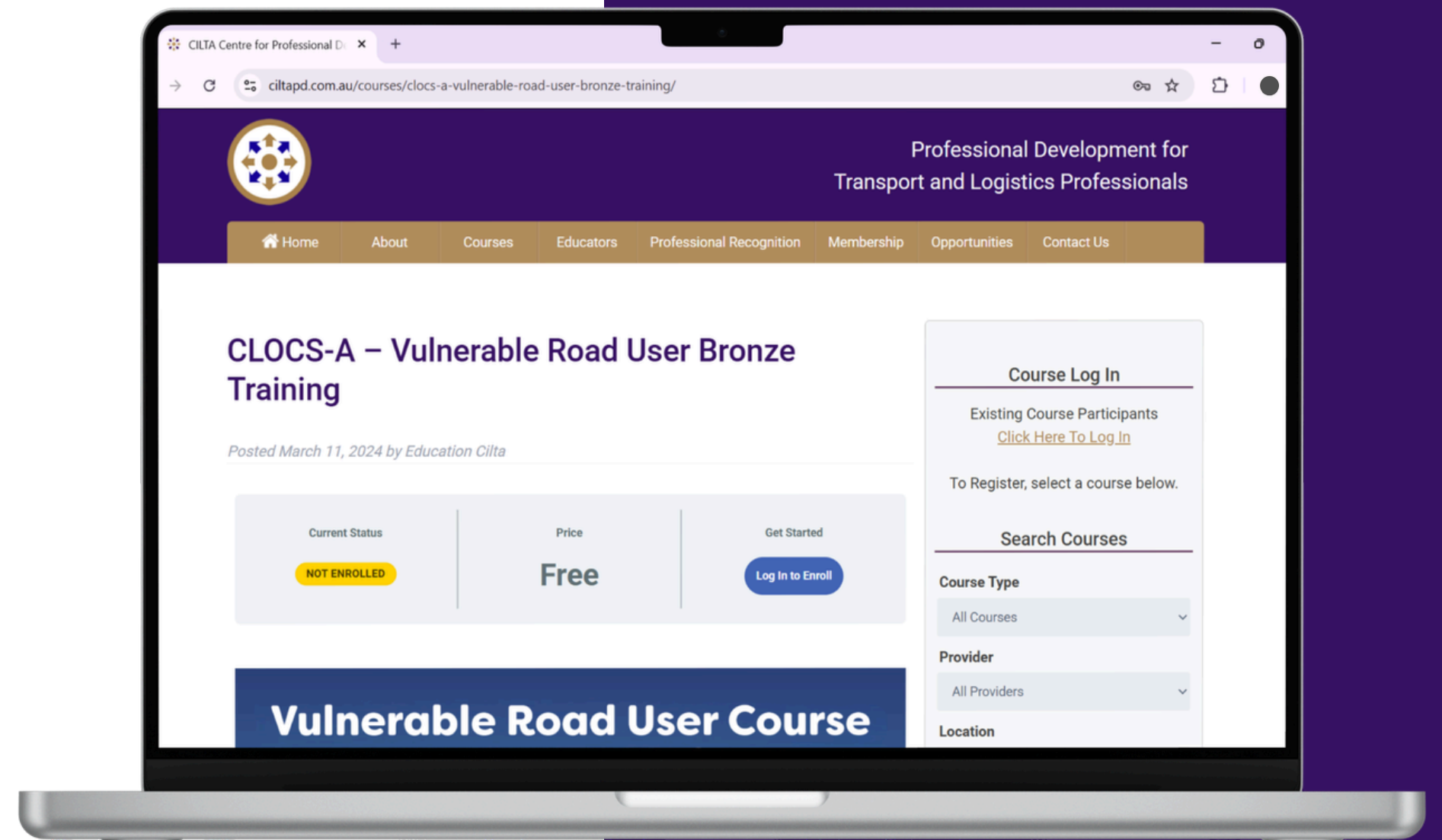




The Chartered  
Institute of Logistics  
and Transport

# How to create an account and enrol in your online course

admin@cilta.com.au

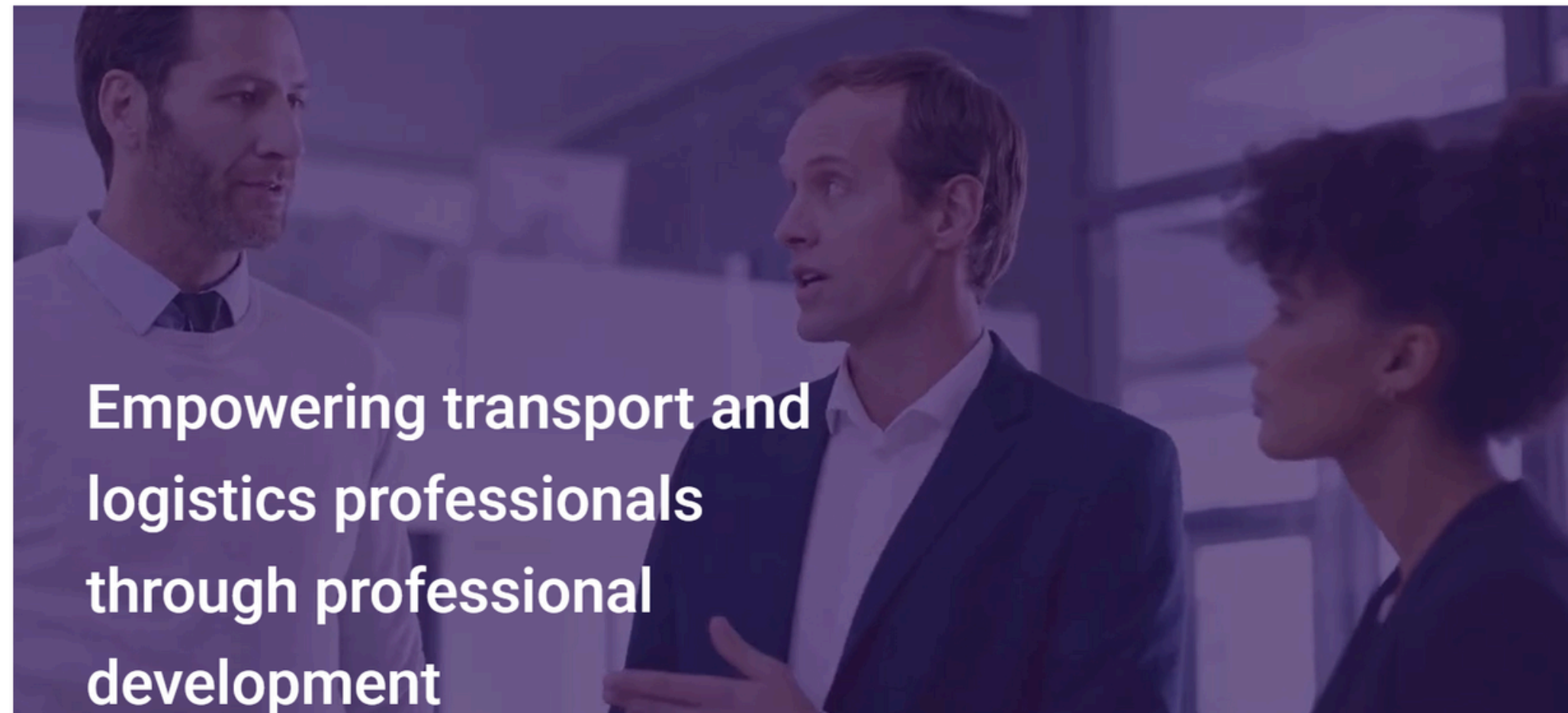



# Content

●	Create an account	<u>3</u>
●	Log in to your existing account	<u>14</u>
●	Reset password	<u>22</u>
●	Download certificate	<u>34</u>

Create an account

Type [www.ciltapd.com.au](http://www.ciltapd.com.au) and click "Courses" tab



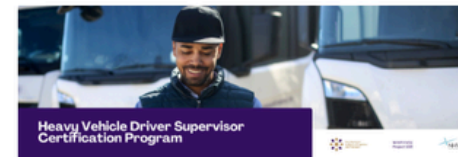
Scroll down until you find the desired course

Click the title to open the course



### Archives: Courses

#### [Driver Supervisor Certification Microcredential](#)



Open to access this content

#### [CLOCS-A – Vulnerable Road User Bronze Training](#)



Open to access this content

#### Course Log In

Existing Course Participants  
[Click Here To Log In](#)

To Register, select a course below.

#### Search Courses

**Course Type**  
All Courses

**Provider**  
All Providers

**Location**

Click "Log in to Enroll" button

The screenshot shows a web browser window with the URL `ciltapd.com.au/courses/clocs-a-vulnerable-road-user-bronze-training/`. The page header features the CILTA logo and the text "Professional Development for Transport and Logistics Professionals". A navigation menu includes links for Home, About, Courses, Educators, Professional Recognition, Membership, Opportunities, and Contact Us. The main content area displays the course title "CLOCS-A – Vulnerable Road User Bronze Training" and a "Log In to Enroll" button. A red arrow points from the text "Click 'Log in to Enroll' button" to this button. Below the course title, there is a table with three columns: "Current Status" (NOT ENROLLED), "Price" (Free), and "Get Started" (Log In to Enroll). A dark blue banner at the bottom reads "Vulnerable Road User Course". On the right side, there is a sidebar with a "Course Log In" section containing a link "Click Here To Log In", and a "Search Courses" section with filters for Course Type, Provider, and Location.

Current Status	Price	Get Started
NOT ENROLLED	Free	Log In to Enroll

Click the “Register an Account” button located in the registration section in blue

CILTA Centre for Professional Development

ciltapd.com.au/courses/clocs-a-vulnerable-road-user-bronze-training/

## Login

Accessing this course requires a login. Please enter your credentials below!


Username or Email Address

Password

Remember Me

Log In

Lost Your Password?

 The Chartered Institute of Logistics and Transport

Please Note:

If you have not yet taken a course, first Register an Account below. You will then get immediate access to your course.

Returning learners can log-in, in the white section.

## Register

Don't have an account? Register one!

Register an Account

## Complete the Registration Form.

\* Indicates mandatory

- Provide a valid email address, as it will be required for resetting your password.
- Enter your First Name and Last Name. This will be displayed on your certificate. **Omitting your first name or last name may affect your ability to log in later.**

Click Register to finalise your registration.

The screenshot shows a web browser window with the URL `ciltapd.com.au/registration/?ld_register_id=7266`. The page header includes the CILTA logo and the text "Professional Development for Transport and Logistics Professionals". A navigation menu contains links for Home, About, Courses, Educators, Professional Recognition, Membership, Opportunities, and Contact Us.

The main content area is titled "Registration" and features an "Order Overview" section for "CLOCS-A - Vulnerable Road User Bronze Training" with a price of "Free". Below this is a "Return to CLOCS-A - Vulnerable Road User Bronze Training" link.

The registration form includes the following fields:

- Username \* (jane.doe)
- First Name \* (Jane)
- Last Name \* (Doe)
- Email \* (jane.doe@email.com.au)
- Password \* (masked with dots)
- Confirm Password \* (masked with dots)

A password strength indicator shows "Strong" with a green bar. A tip below reads: "Tip: Try at least 12 characters long containing letters, numbers, and special characters." A "Register" button is located at the bottom of the form, with a red arrow pointing to it from the text "Click Register to finalise your registration." on the left.

On the right side of the page, there is a "Course Log In" section for existing participants with a "Click Here To Log In" link. Below that is a "Search Courses" section with filters for Course Type, Provider, Location, Relevance Sector, and Delivery Mode, along with a search bar and a "Search" button.

The footer contains the copyright notice: "© 2026 The Chartered Institute of Logistics and Transport Australia" and the contact information: "Po Box 3161, Caroline Springs, VIC, 3023 | Ph: 1300 68 11 34". The CILTA logo is also present in the footer.

To access the course,  
simply click on “Click  
here to Visit”

The screenshot shows a web browser window with the URL `ciltapd.com.au/registration/?ld-registered=true&ld_register_id=7266`. The page header features the CILTA logo and the text "Professional Development for Transport and Logistics Professionals". A navigation menu includes links for Home, About, Courses, Educators, Professional Recognition, Membership, Opportunities, and Contact Us.

The main content area is titled "Registration" and contains a green notification box with an exclamation mark icon and the text "Registration successful.". Below this is an "Order Overview" section for the course "CLOCS-A – Vulnerable Road User Bronze Training". It states: "You already have access to CLOCS-A – Vulnerable Road User Bronze Training – [Click here to visit](#)".

On the right side, there is a "Course Log In" section with a link "Existing Course Participants [Click Here To Log In](#)". Below that is a "Search Courses" section with three dropdown menus: "Course Type" (set to "All Courses"), "Provider" (set to "All Providers"), and "Location" (set to "All Locations"). A "Relevance Sector" label is also visible at the bottom of this section.

To begin the course, scroll down to the Course Content section and click on the title of the first lesson

The screenshot shows the CILTA website interface. At the top, there is a navigation menu with links for Home, About, Courses, Educators, Professional Recognition, Membership, Opportunities, and Contact Us. The main heading is 'CLOCS-A – Vulnerable Road User Bronze Training', with a sub-heading 'Posted March 11, 2024 by Education Cilta'. A progress bar indicates '0% COMPLETE 0/28 Steps'. Below this is a blue banner with the text 'Vulnerable Road User Course Bronze Level' and an illustration of diverse road users. To the right, there is a 'Course Log In' section with a link for existing participants and a search filter for course types and providers. The 'Course Content' section is expanded, showing a list of lessons: 'Introduction to CLOCS-A VRU Bronze Training', 'Section 1: Vulnerable Road Users' (with 1 Quiz), 'Section 2: Truck Specific Vulnerable Road User Fatalities', and 'Section 3: The Safe Systems Approach' (with 1 Topic and 1 Quiz). A red arrow points from the text on the left to the first lesson title.

Click the title of the first lesson to start the course

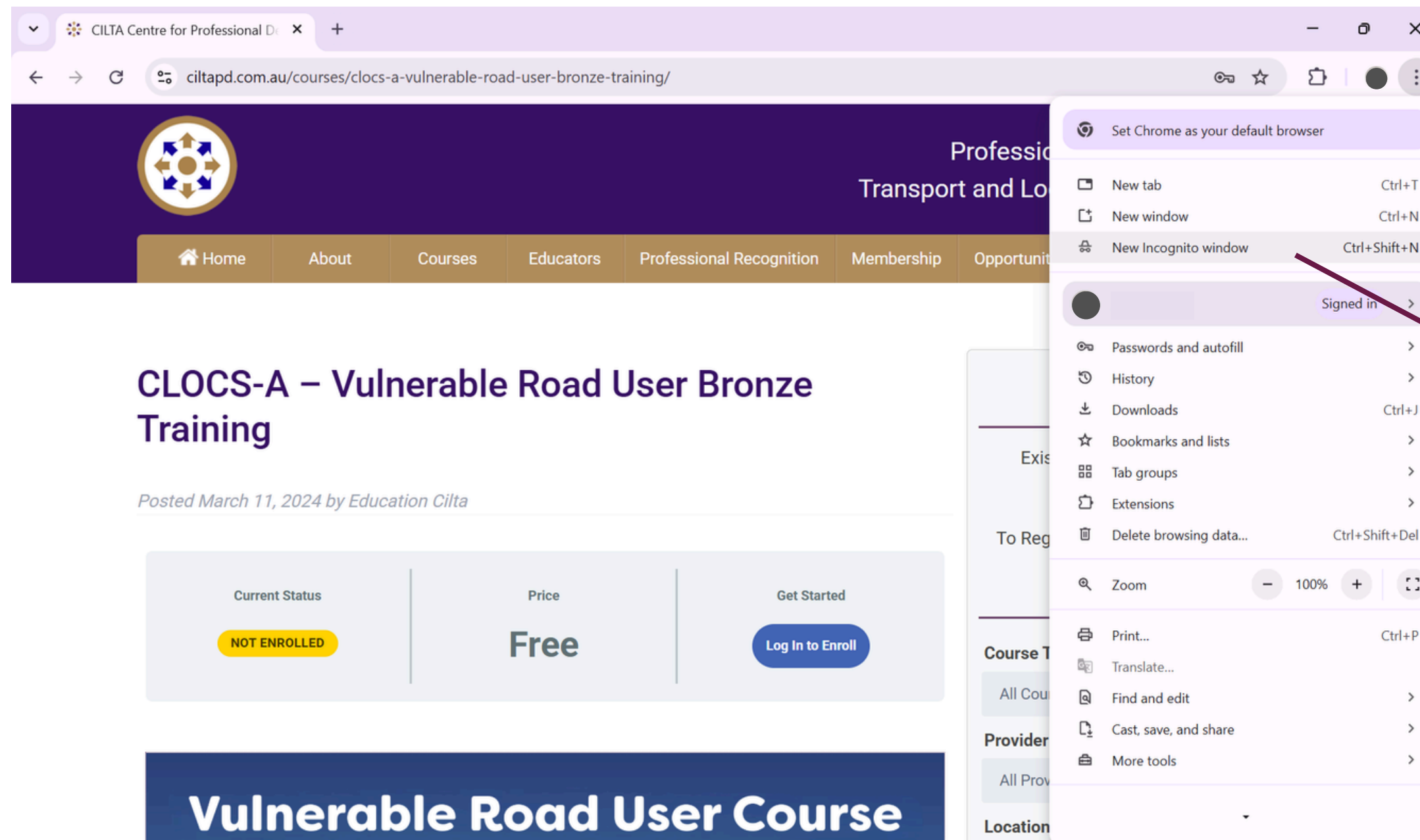
The screenshot shows a web browser window with the URL [ciltapd.com.au/courses/clocs-a-vulnerable-road-user-bronze-training/lessons/introduction-to-clocs-a-vru-bronze-training/](https://ciltapd.com.au/courses/clocs-a-vulnerable-road-user-bronze-training/lessons/introduction-to-clocs-a-vru-bronze-training/). The page displays a progress bar at 0% COMPLETE (0/28 Steps) and a 'Mark Complete' button. The user is logged in as 'jane-doe'. The sidebar on the left lists the course structure: Introduction, Section 1 (Vulnerable Road Users), Section 2 (Truck Specific Vulnerable Road User Fatalities), Section 3 (The Safe Systems Approach), and Section 4 (Pedestrians). The main content area features a large graphic with the text 'Vulnerable Road User Course Bronze Level' and the CLOCS-A logo. The top right navigation bar contains 'Course Home' and 'Logout' buttons. A red arrow points to the 'Logout' button.

To ensure that others using the same computer can access the course, it is advised to log out of the system.

Click on the avatar icon in the upper right corner of your screen, then click "Logout".

Your progress will be saved to continue later

If multiple users are accessing the course on the same computer, open an incognito window



Click the three dots located in the upper right corner of the screen

Select “New Incognito Window” from the dropdown menu

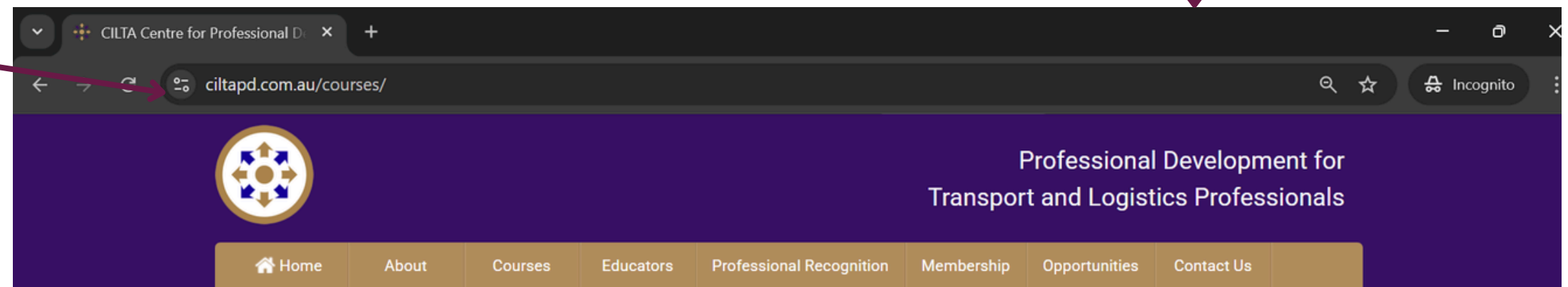
A new window will open. The tab and search bar will change to a dark gray colour

Type [www.ciltapd.com.au/courses/](http://www.ciltapd.com.au/courses/) on the search bar

Click the “Courses” tab and search for the desired course


Click on the course title

Click Log in to Enroll and follow the steps outlined in slides [6 to 11](#)



### Archives: Courses

#### [Driver Supervisor Certification Microcredential](#)



Open to access this content

#### [Understanding CLOCS-A Accreditation for Auditors](#)

#### Course Log In

Existing Course Participants  
[Click Here To Log In](#)

To Register, select a course below.

#### Search Courses

**Course Type**  
All Courses ▾

**Provider**  
All Providers ▾

**Location**  
All Locations ▾

**Relevance Sector**

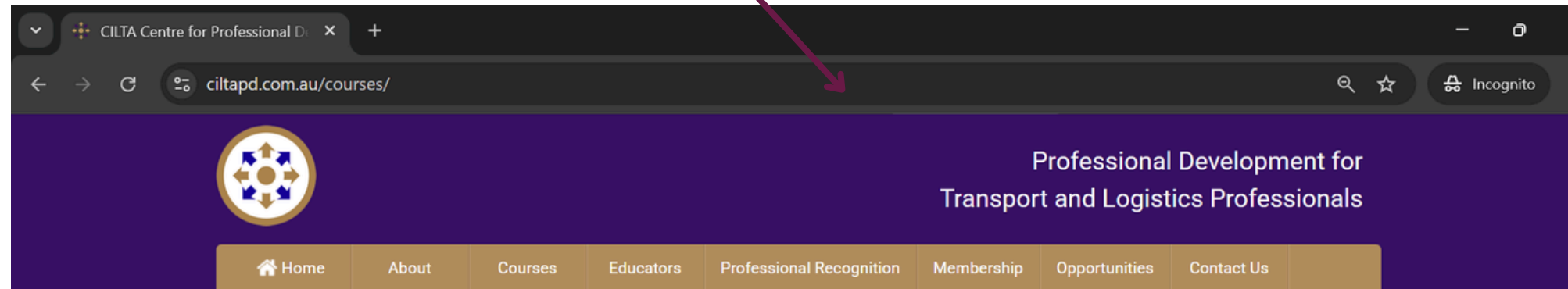
Log in to your existing account

There are **three** ways to login into your existing account.

Follow the steps outlined in the following slides.


1

Type [www.ciltapd.com.au/courses/](http://www.ciltapd.com.au/courses/) on the search bar



## Archives: Courses

### Driver Supervisor Certification Microcredential



Open to access this content

**Course Log In**

Existing Course Participants  
[Click Here To Log In](#)

To Register, select a course below.

**Search Courses**

**Course Type**  
All Courses

**Provider**  
All Providers

A red arrow points from the text 'Click "Here to Log In" button' to the 'Click Here To Log In' link.


Click "Here to Log In" button

Enter email address and password

A screenshot of a WordPress login form. The form has two input fields: 'Username or Email Address' and 'Password'. There is a 'Remember Me' checkbox and a 'Log In' button. Below the form are links for 'Register' and 'Lost your password?'. At the bottom, there is a language selector set to 'English (Australia)' and a 'Change' button. A red arrow points from the text above to the 'Username or Email Address' field.

Scroll down to the bottom of the “My Courses” page to locate the courses you have already enrolled in

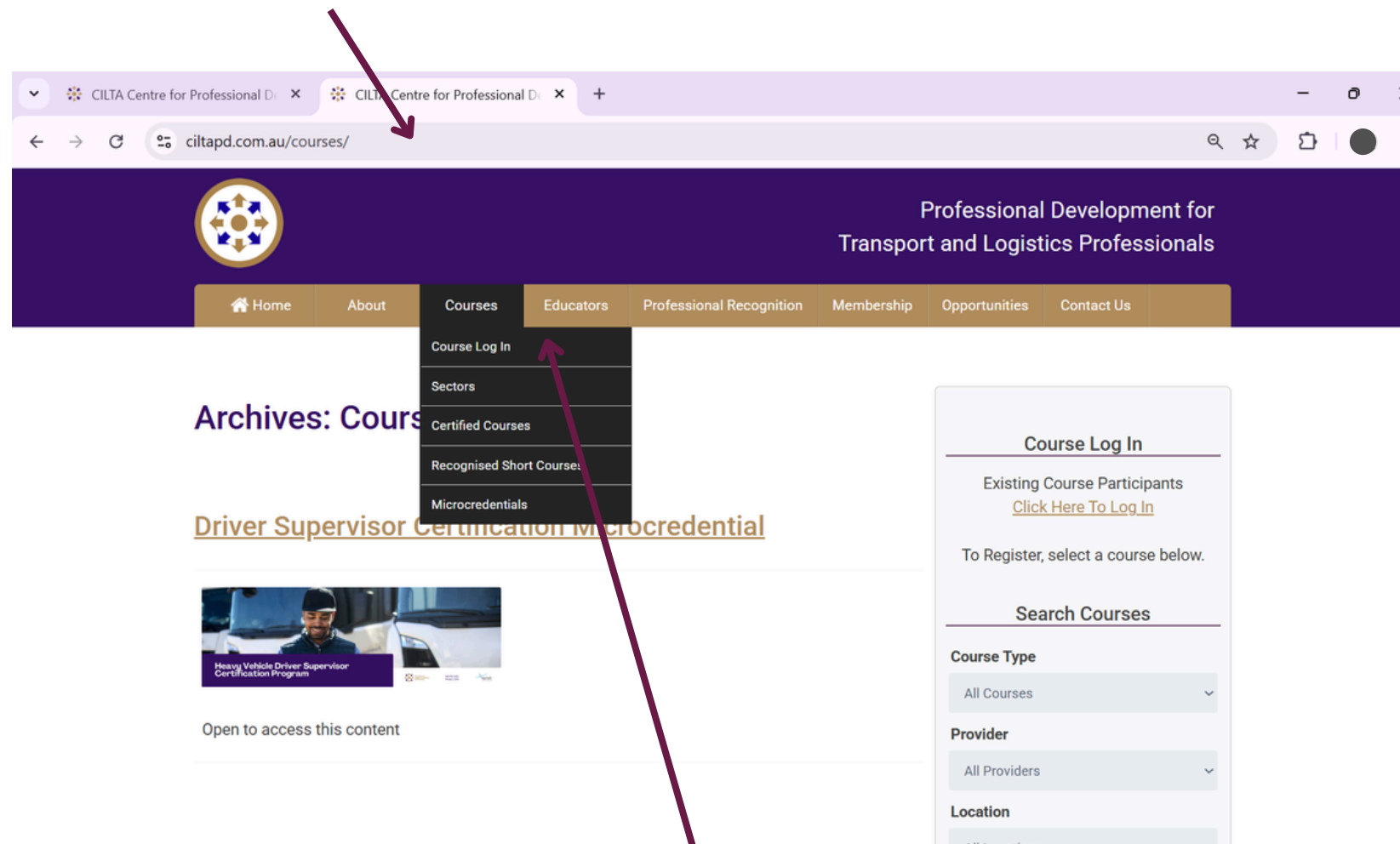
Click on the course title to start your learning journey and follow the steps outlined in slides [10 and 11](#)



The screenshot displays the 'My Courses' page for a user named Jane Doe. At the top, there is a navigation menu with links for Home, About, Courses, Educators, Professional Recognition, Membership, Opportunities, and Contact Us. The main content area shows a profile summary for Jane Doe with statistics: 1 Course, 0 Completed, 0 Certificates, and 0 Points. Below this, the 'Your Courses' section lists one course: 'CLOCS-A - Vulnerable Road User Bronze Training'. To the right, a sidebar provides search filters for Course Type, Provider, Location, Relevance Sector, and Delivery Mode, along with a search bar. The footer contains copyright information for 2026 The Chartered Institute of Logistics and Transport Australia and contact details.

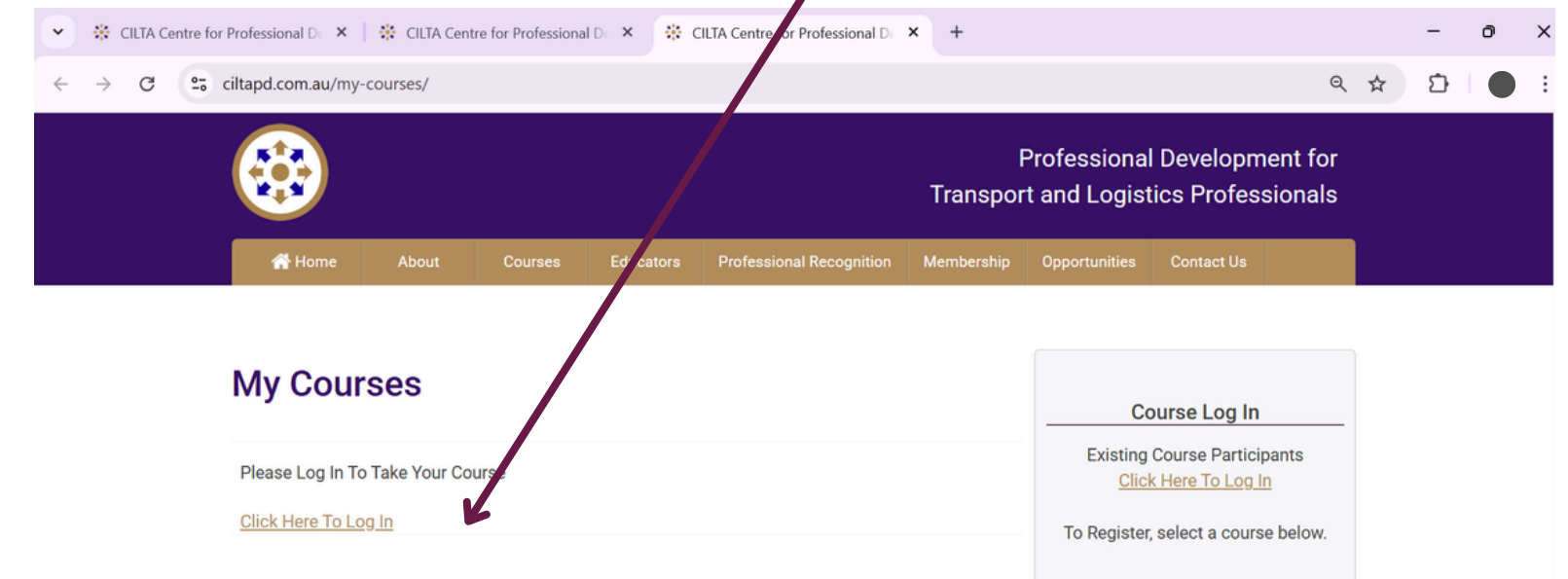
2

Type [www.ciltapd.com.au/courses/](http://www.ciltapd.com.au/courses/) on the search bar



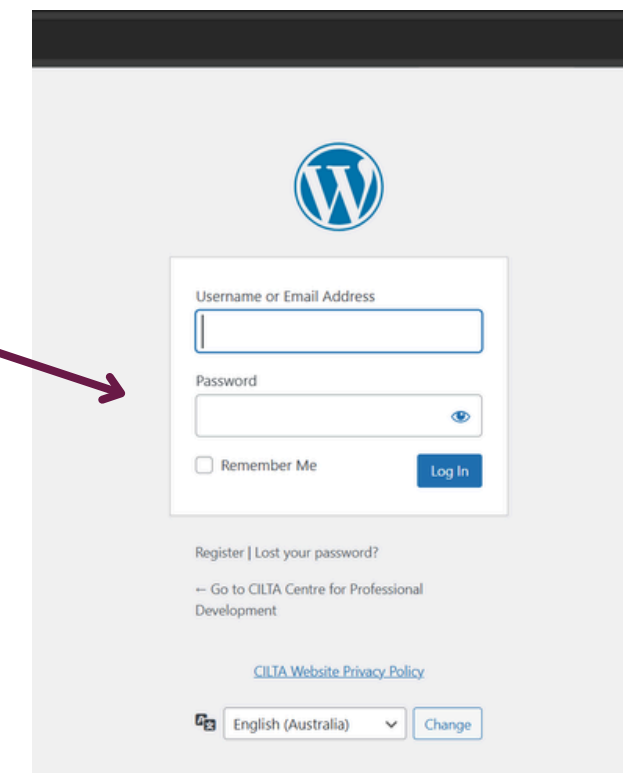
Hover the mouse over the "Courses" tab and click "Course Log in"

Click "Here to Log In" button



Enter email address and password

Follow the steps outlined in [slide 17](#) to begin the course




3

Type

[www.ciltapd.com.au/courses/](http://www.ciltapd.com.au/courses/)  
on the search bar

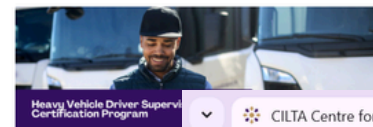
Click the title of the desired  
course

Click "Log in to Enroll" button

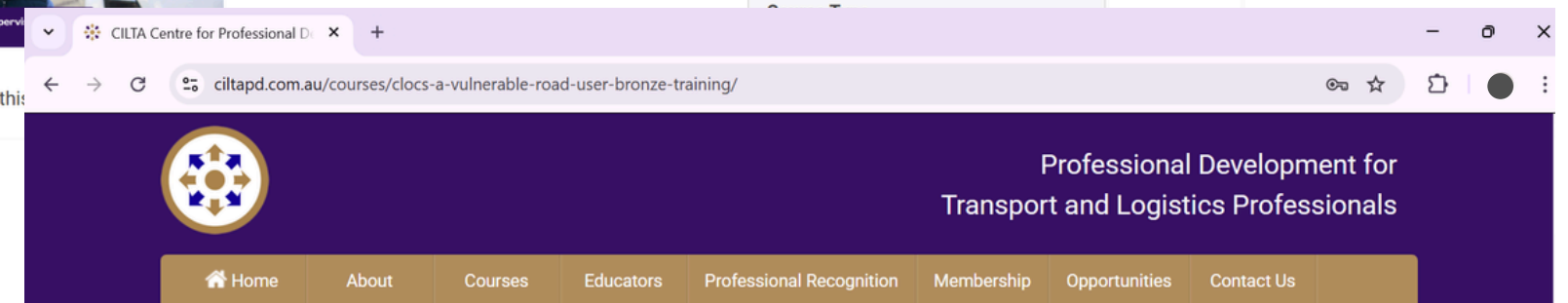


Archives: Courses

[Driver Supervisor Certification Microcredential](#)




Open to access this

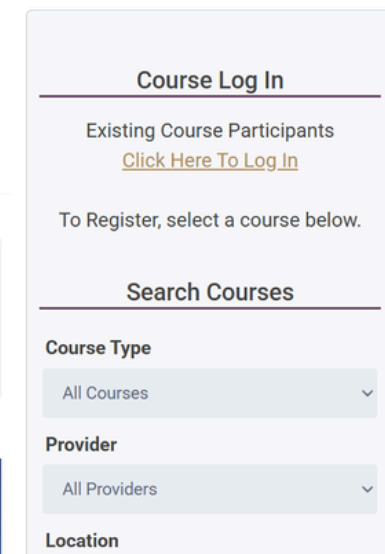


**CLOCS-A – Vulnerable Road User Bronze Training**

Posted March 11, 2024 by Education Cilta



**Vulnerable Road User Course**



The screenshot shows a web browser window with the URL `ciltapd.com.au/courses/clocs-a-vulnerable-road-user-bronze-training/`. The page is divided into two main sections: a blue 'Register' section on the left and a white 'Login' section on the right. The 'Register' section contains a 'Please Note' message, instructions for new users, and a 'Register an Account' button. The 'Login' section contains a 'Username or Email Address' field with the value 'jane.doe@email.com', a 'Password' field with masked characters, a 'Remember Me' checkbox, and a 'Log In' button. A red arrow points to the 'Log In' button. At the bottom of the page is the logo for 'The Chartered Institute of Logistics and Transport'.

Click the “Log In” button located in the Login section

After successfully logging in, start the course by following the steps detailed in slides [10 and 11](#)

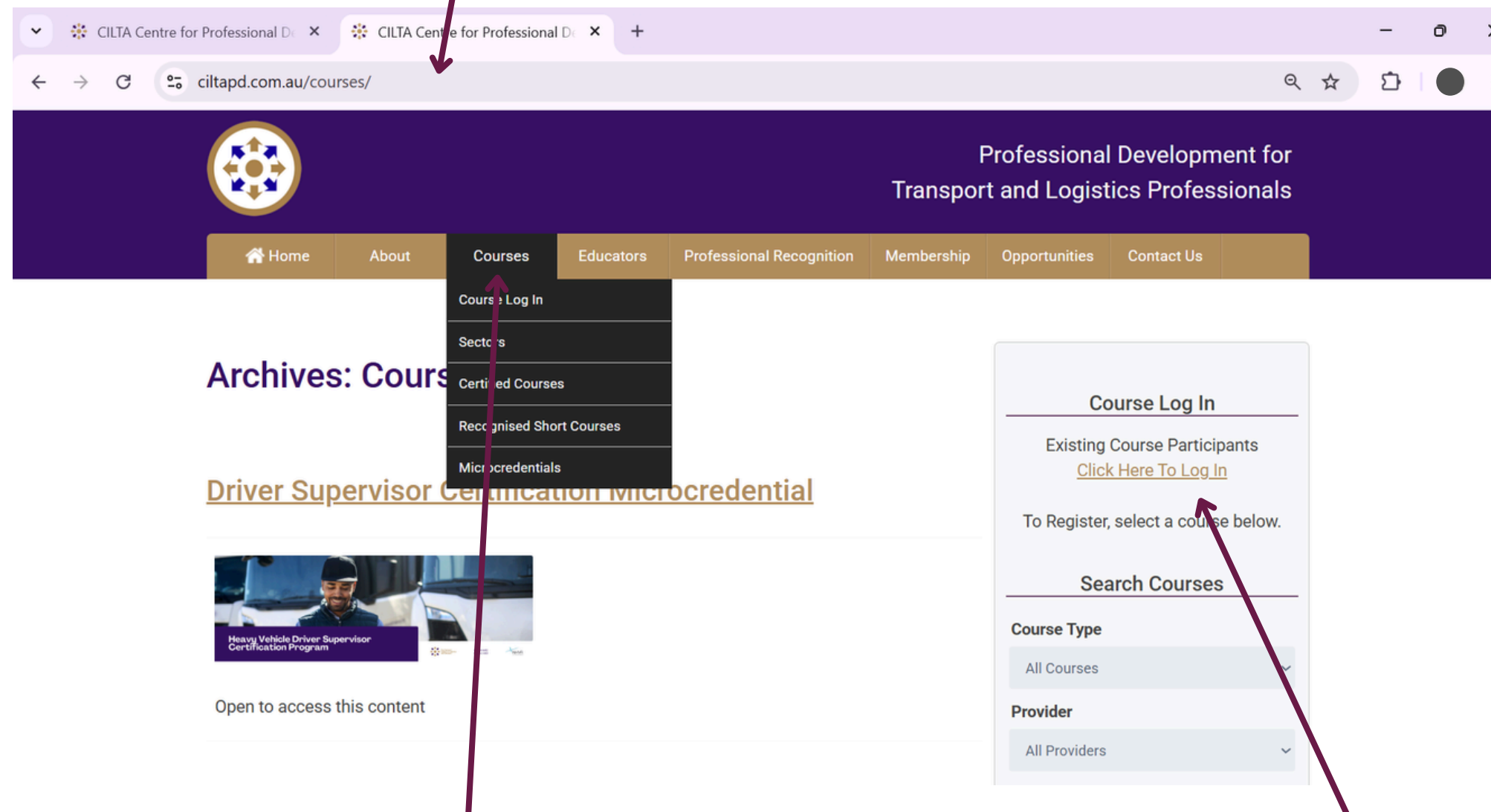
You have three attempts to log in to the system. If you use all of them, you'll need to wait for one hour before you can try again.

To reset your password, follow the steps outlined on slides [22 to 34](#)

The screenshot shows a web browser window with the URL `ciltapd.com.au/courses/clocs-a-vulnerable-road-user-bronze-training/?login=failed#login`. The page is divided into two main vertical sections. The left section has a blue background and contains the following text: "Please Note:", "If you have not yet taken a course, first Register an Account below. You will then get immediate access to your course.", "Returning learners can log-in, in the white section.", and a "Register" button with the text "Don't have an account? Register one!" and "Register an Account". The right section has a white background and contains the text "Accessing this course requires a login. Please enter your credentials below!". Below this is a yellow warning box with an exclamation mark icon and the text "Incorrect username or password. Please try again". There are two input fields: "Username or Email Address" and "Password". Below the password field is a "Remember Me" checkbox. A blue "Log In" button is positioned below the input fields. At the bottom of the right section is a link for "Lost Your Password?". The bottom right corner of the page features the logo for "The Chartered Institute of Logistics and Transport", which consists of a stylized gear icon with four arrows pointing outwards.

Reset password

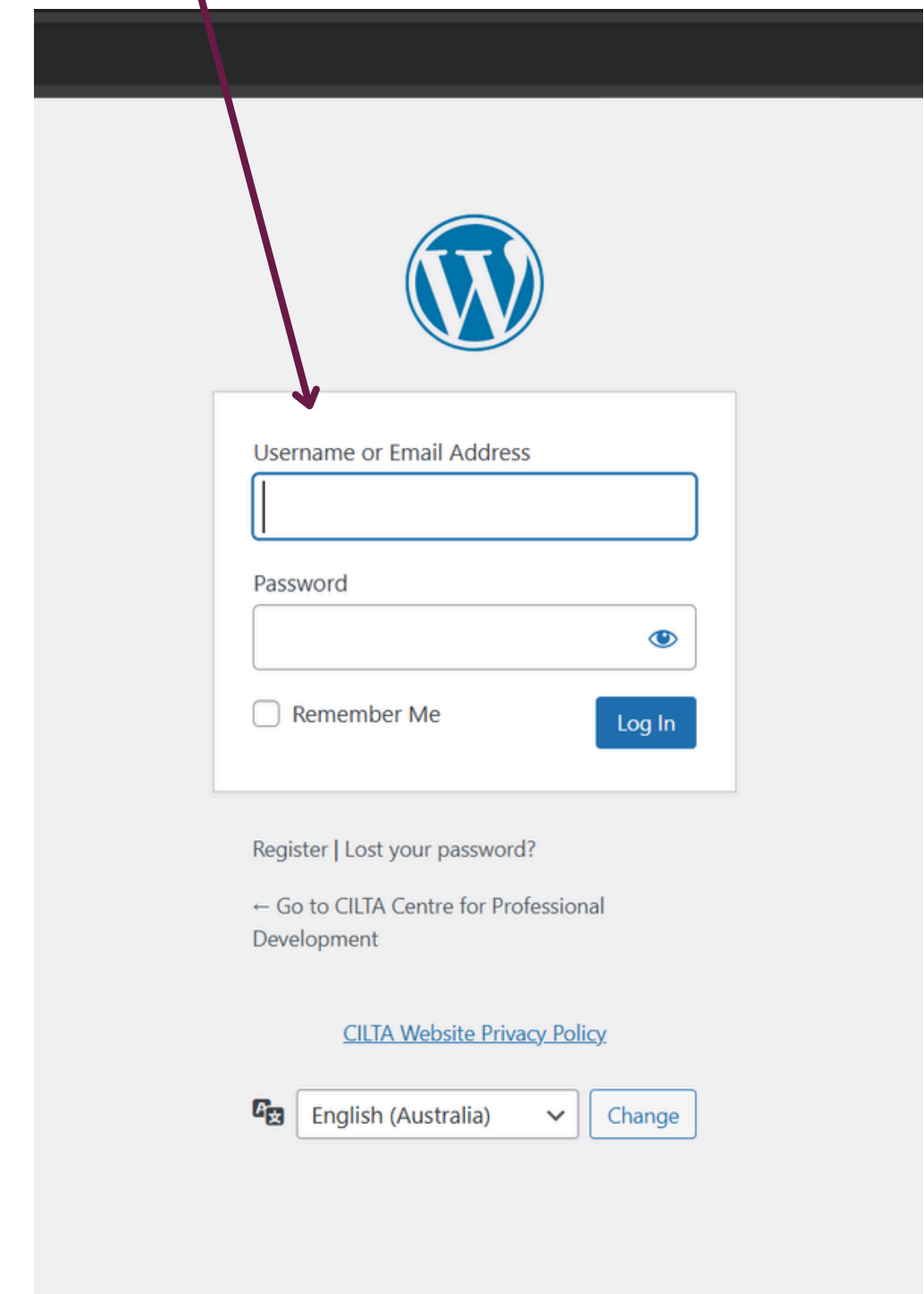
Type [www.ciltapd.com.au/courses/](http://www.ciltapd.com.au/courses/) on the search bar

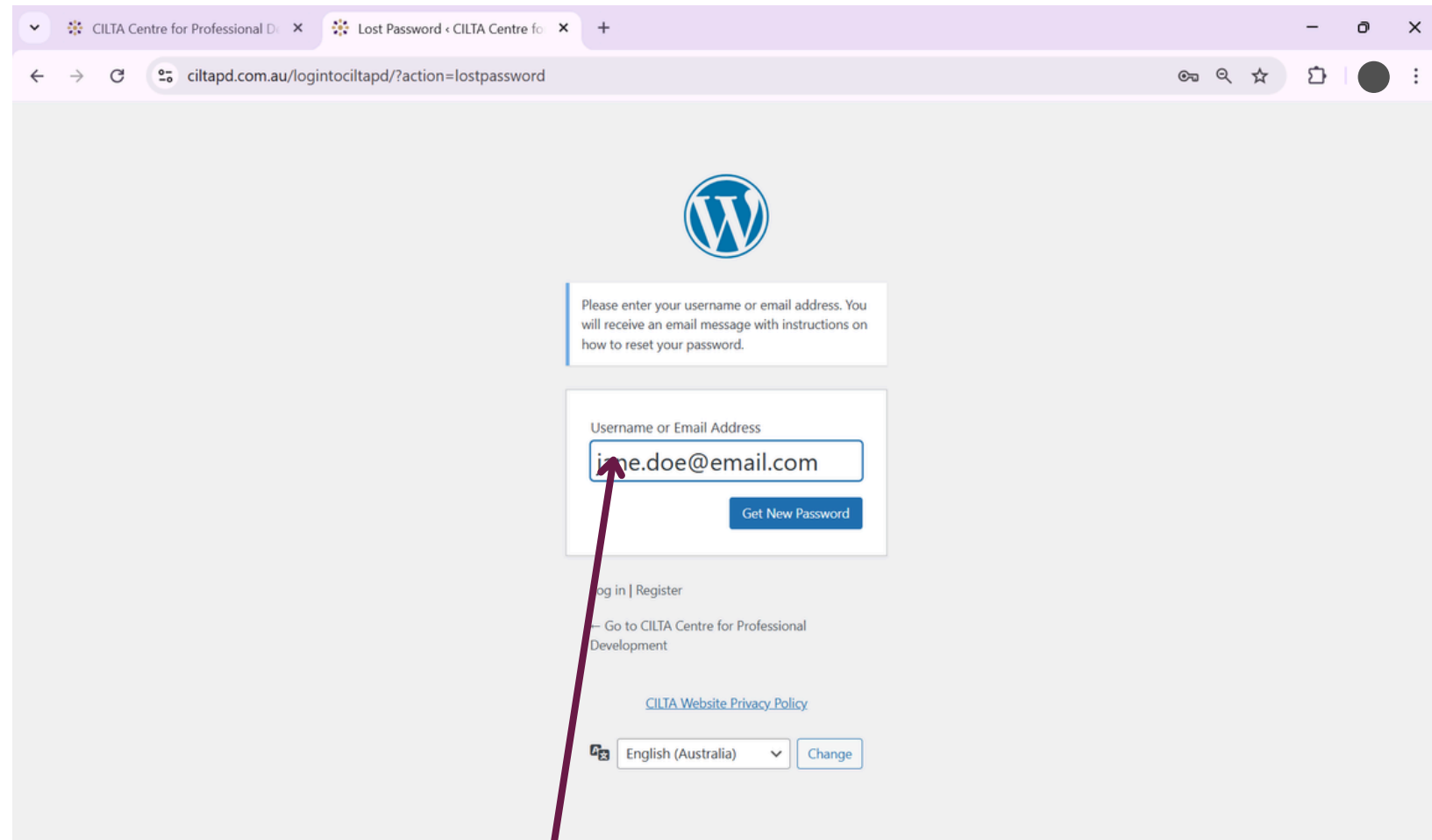


Hover the mouse over the "Courses" tab and click "Course Log in"  
And click "Here to Log In" button

Or click "Here to Log In" button

Enter email address and password



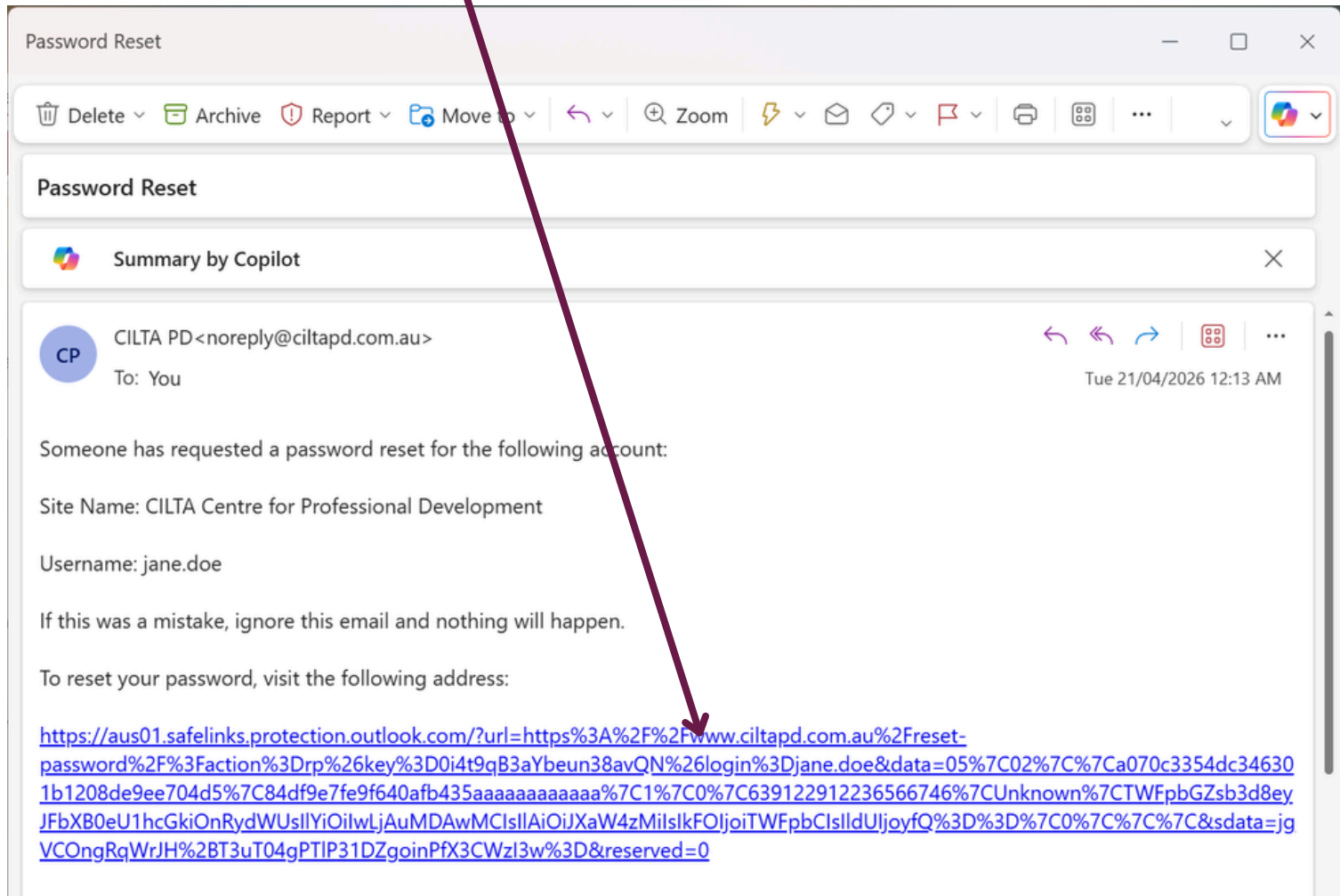


Enter your registered email address

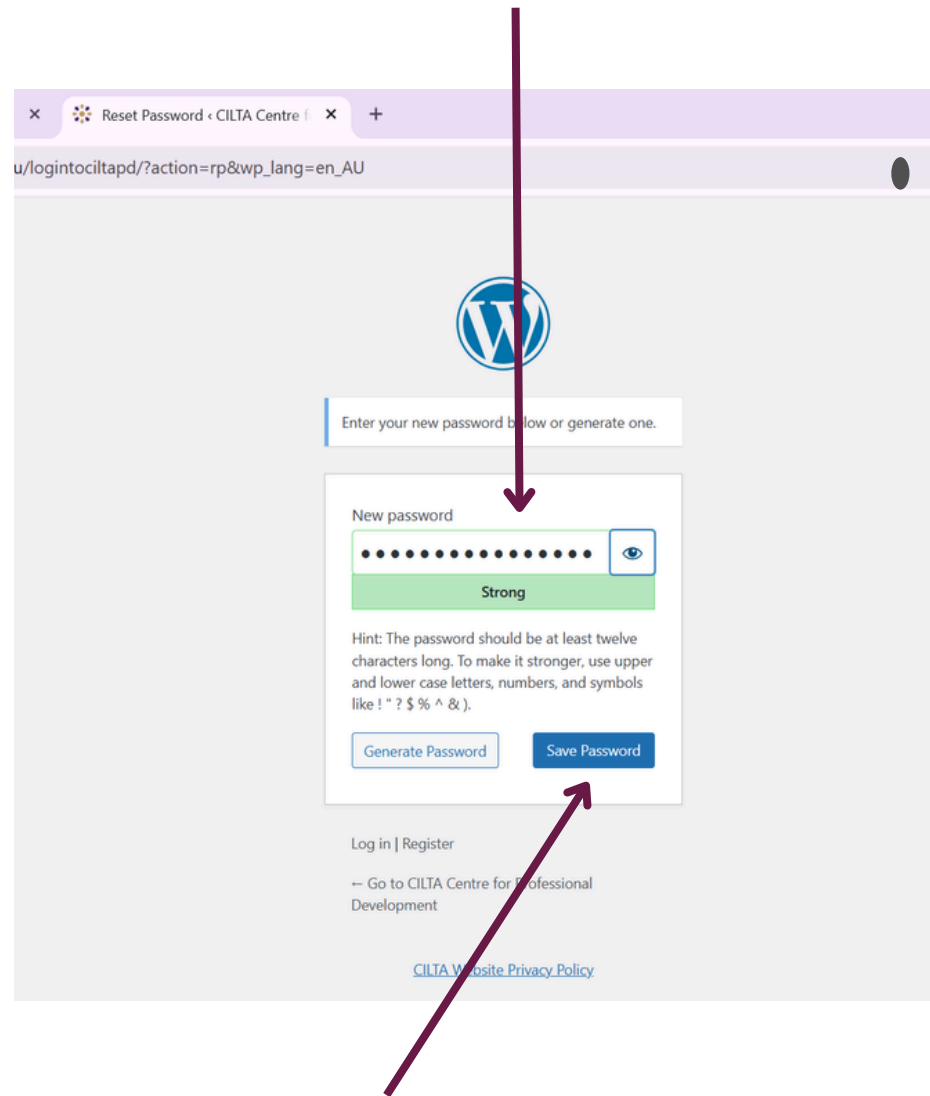
Click "Get New Password"

Check your inbox and spam folder for a message with the reset link

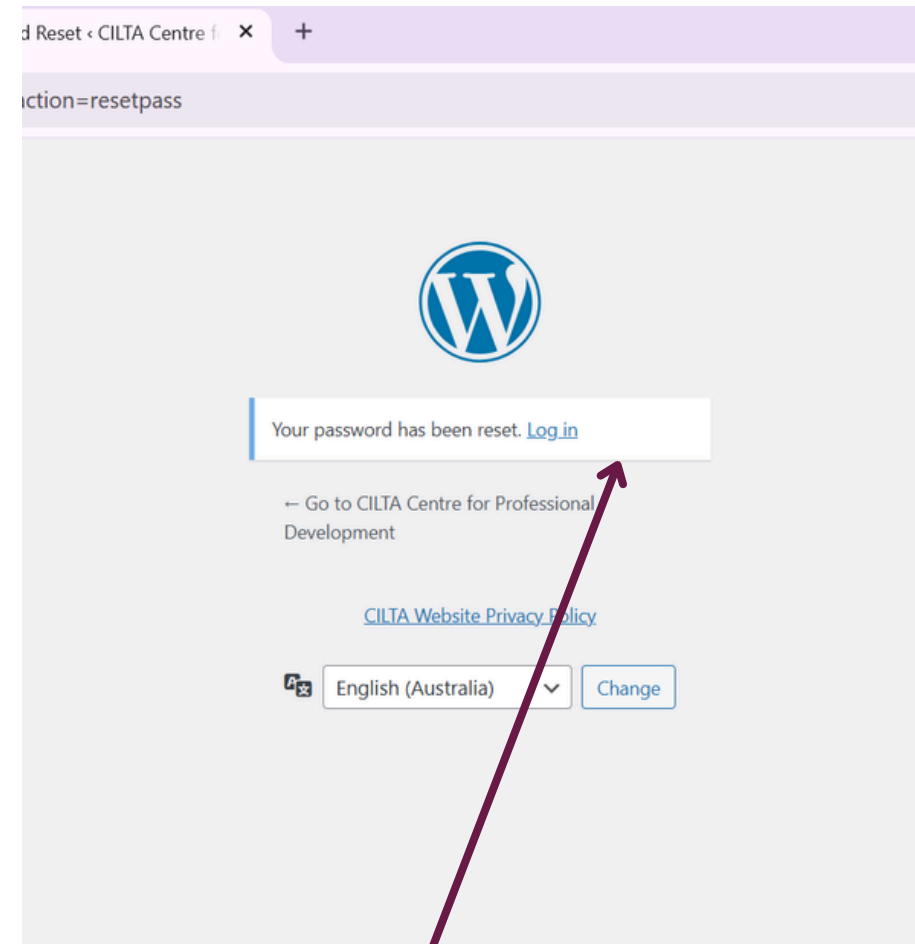
Click on the reset link. A new page will open, allowing you to enter your new password.



Create a new password that is at least 12 characters long, including uppercase letters, numbers, and symbols

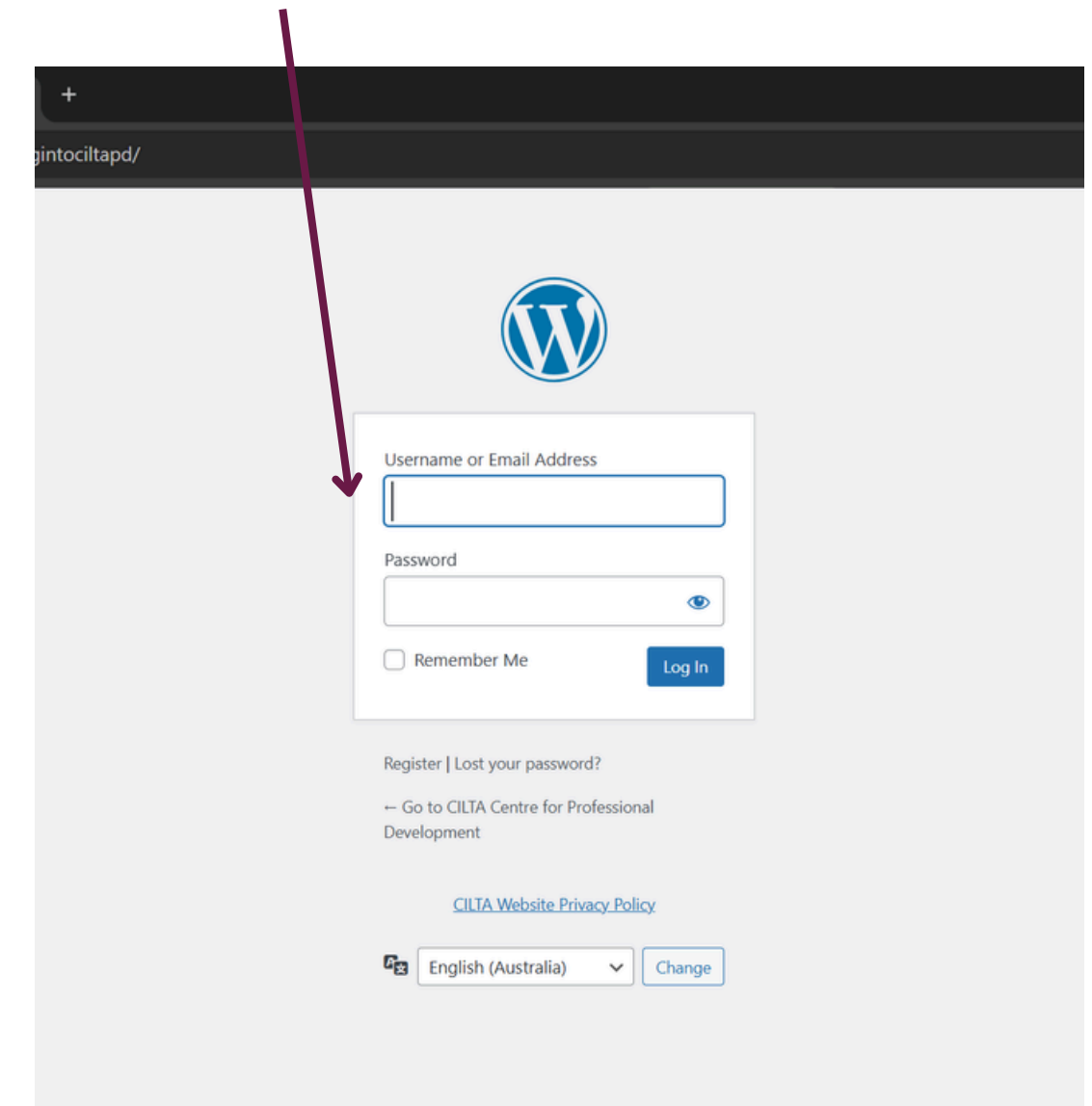


Click "Save Password"



Click "Login".  
A new window will open.

Enter your email address and new password




Follow the steps outlined in [slide 17](#) to begin the course

You can also reset your password by typing [www.ciltapd.com.au/courses/](http://www.ciltapd.com.au/courses/) on the search bar


Now click the title of the desired course

Click "Log in to Enroll" button

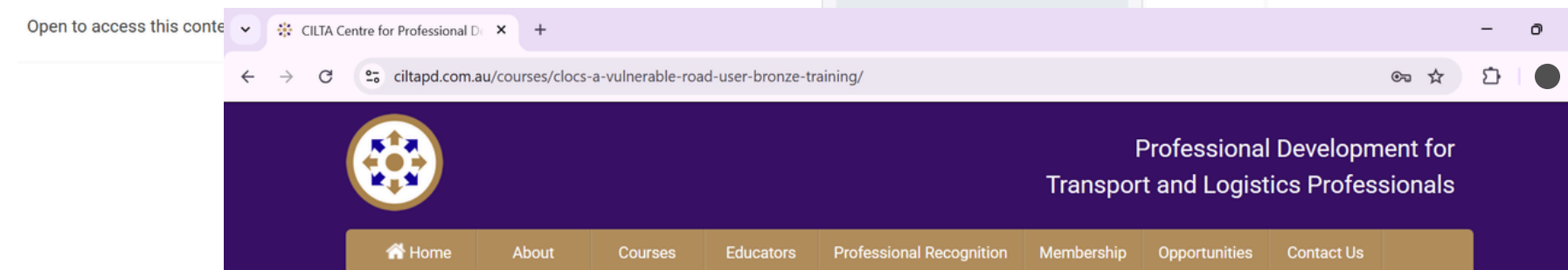


### Archives: Courses

#### [Driver Supervisor Certification Microcredential](#)



Open to access this content



### CLOCS-A – Vulnerable Road User Bronze Training

Posted March 11, 2024 by Education Cilta

Current Status	Price	Get Started
NOT ENROLLED	Free	<a href="#">Log In to Enroll</a>

**Vulnerable Road User Course**

**Course Log In**

Existing Course Participants  
[Click Here To Log In](#)

To Register, select a course below.

**Search Courses**

**Course Type**  
All Courses

**Provider**  
All Providers

**Location**

CILTA Centre for Professional Development

ciltapd.com.au/courses/clocs-a-vulnerable-road-user-bronze-training/

### Login

Accessing this course requires a login. Please enter your credentials below!

Username or Email Address

Password

Remember Me

Log In

Lost Your Password?

**The Chartered Institute of Logistics and Transport**

**Please Note:**

If you have not yet taken a course, first Register an Account below. You will then get immediate access to your course.

Returning learners can log-in, in the white section.


## Register

Don't have an account? Register one!

Register an Account


<https://www.ciltapd.com.au/reset-password/>

Click the “Lost Your Password” button located in the Login section.



## Reset Password


Username or Email Address



Enter your registered email address

Click "Reset Password"

## Reset Password

 If an account with that username or email address exists, an email has been sent with password reset instructions.

Username or Email Address

**Course Log In**

Existing Course Participants  
[Click Here To Log In](#)

To Register, select a course below.

**Search Courses**

**Course Type**  
All Courses

**Provider**  
All Providers

**Location**  
All Locations

**Relevance Sector**



CILTA Centre for Professional Development

ciltapd.com.au/reset-password/?action=rp&key=0i4t9qB3aYbeun38avQN&login=jane.doe

Professional Development for Transport and Logistics Professionals

Home About Courses Educators Professional Recognition Membership Opportunities Contact Us

## Reset Password

Set new password

Reset Password

### Course Log In

Existing Course Participants  
[Click Here To Log In](#)

To Register, select a course below.

### Search Courses

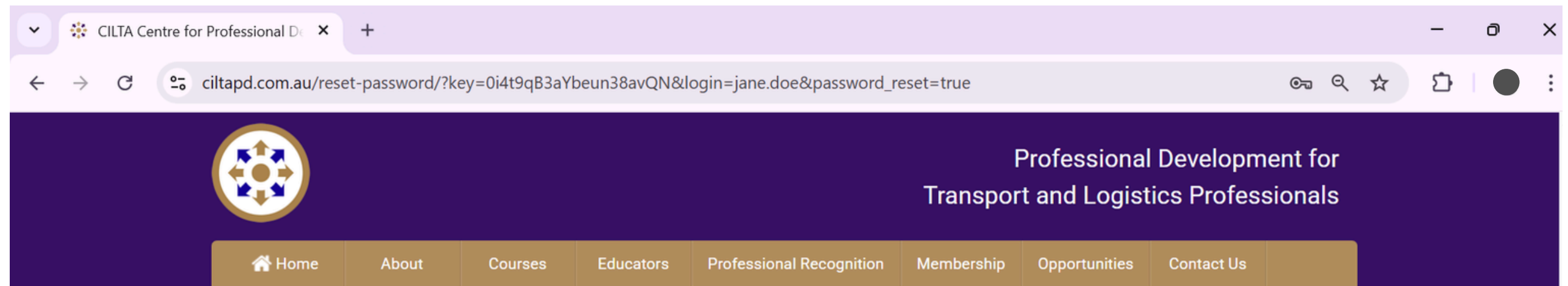
**Course Type**  
All Courses

**Provider**  
All Providers

**Location**  
All Locations

**Relevance Sector**

Create a new password that is at least 12 characters long, including uppercase letters, numbers, and symbols



## Reset Password

Username or Email Address

Password

Remember Me

**Course Log In**

Existing Course Participants  
[Click Here To Log In](#)

To Register, select a course below.

**Search Courses**

**Course Type**  
All Courses ▾

**Provider**  
All Providers ▾

**Location**  
All Locations ▾

**Relevance Sector**

Enter registered email address and new password

Click "Log In"

Scroll down to the bottom of the “My Courses” page to locate the courses you have already enrolled in

Click on the course title to start your learning journey and follow the steps outlined in slides [10 and 11](#)

The screenshot shows the CILTA website interface. At the top, there is a navigation menu with links for Home, About, Courses, Educators, Professional Recognition, Membership, Opportunities, and Contact Us. The main content area is titled "My Courses" and features a user profile for "Jane Doe" with a profile picture and an "Edit profile" link. Below the profile, there are four statistics: 1 Courses, 0 Completed, 0 Certificates, and 0 Points. A section titled "Your Courses" contains a list of enrolled courses, with "CLOCS-A - Vulnerable Road User Bronze Training" visible. To the right, there is a "Course Log In" sidebar with a search filter for existing participants and a "Search Courses" section with dropdown menus for Course Type, Provider, Location, Relevance Sector, and Delivery Mode, along with a search button.

If not taken to “My Courses” page, click the “Courses” tab and search for the desired course

Click on the course title

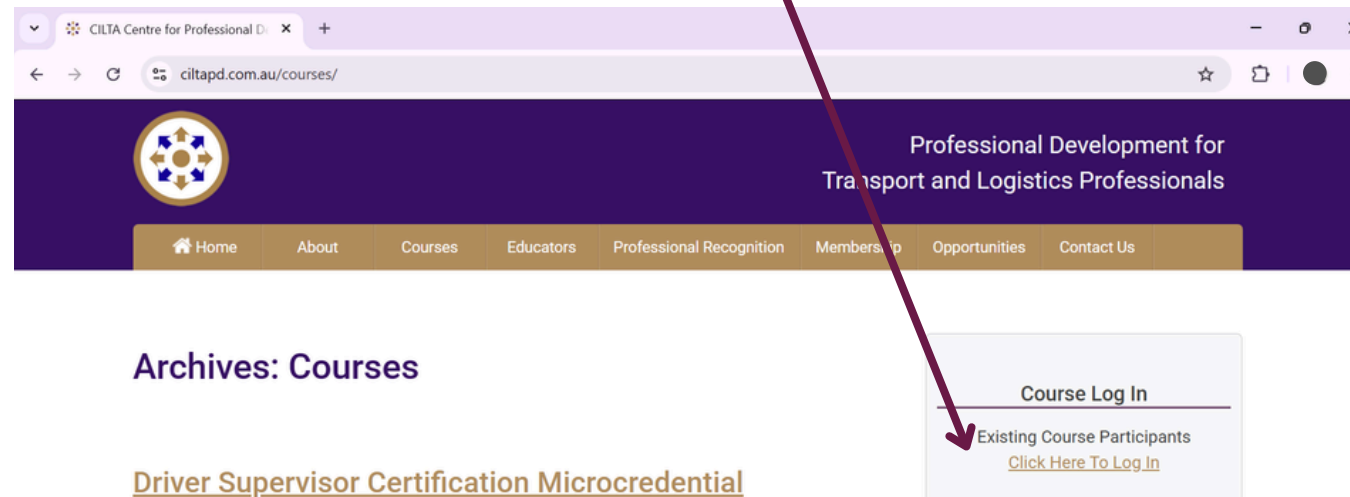
In the next page, click Log in to Enroll and follow the steps outlined in slides 10 and 11

© 2026 The Chartered Institute of Logistics and Transport Australia  
Po Box 3161, Caroline Springs, VIC, 3023 | Ph: 1300 68 11 34

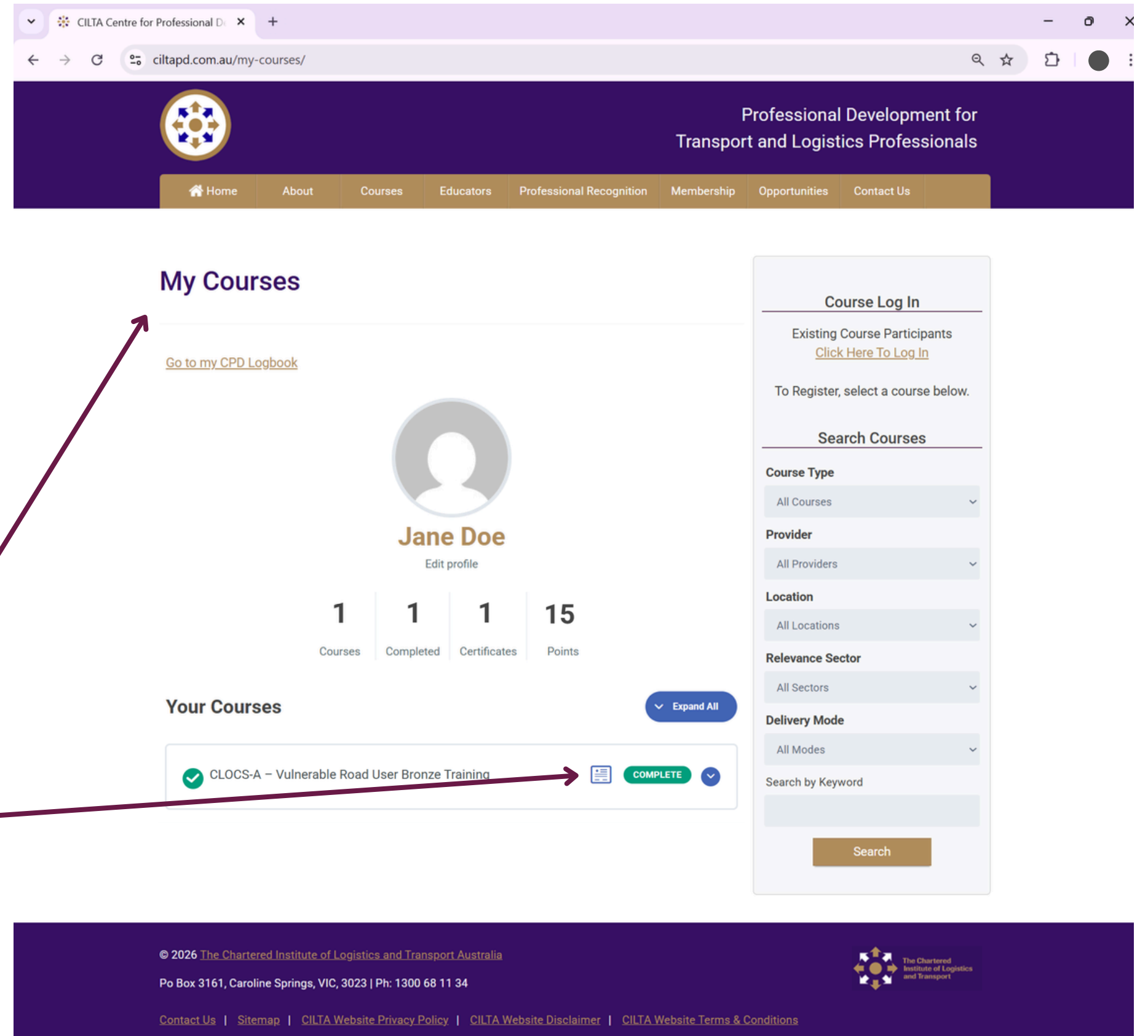
[Contact Us](#) | [Sitemap](#) | [CILTA Website Privacy Policy](#) | [CILTA Website Disclaimer](#) | [CILTA Website Terms & Conditions](#)

# Download Certificate

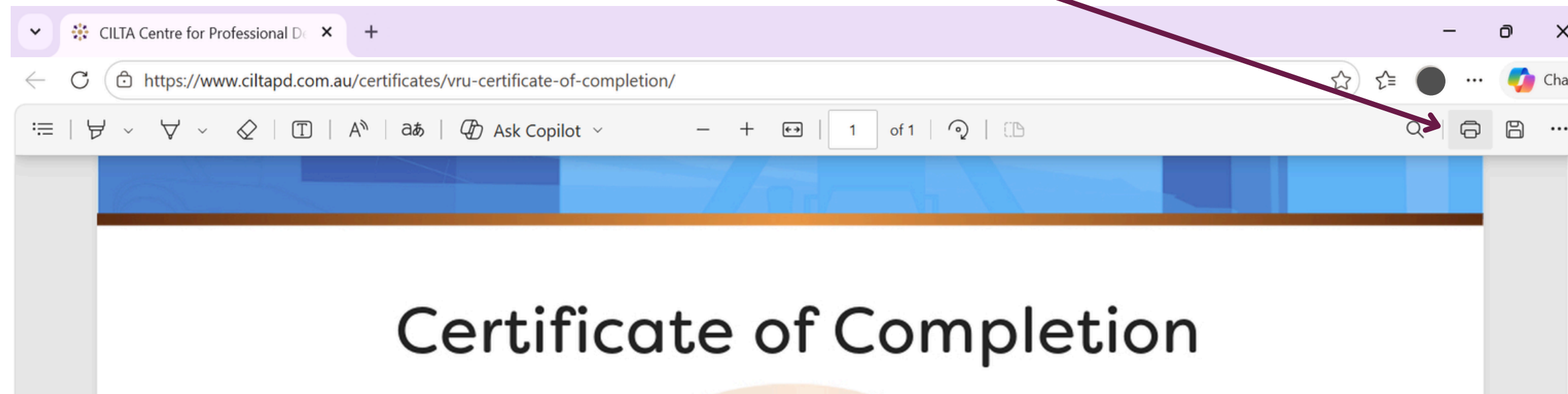
Log in to your account by clicking the "Click Here to Log In" button



You will be taken to My Courses page  
Scroll down to find your courses, and click the certificate icon next to the course title to open it on a new page  
Note: Certificates are available after successful course completion.



To download your certificate, simply click the save or print buttons and save the document into your desktop or device.



If you encounter any issues while enrolling in the course, please reach out to us at [admin@cilta.com.au](mailto:admin@cilta.com.au) and include screenshots of the problem.



The Chartered  
Institute of Logistics  
and Transport

# Thank you

admin@cilta.com.au

1300 11 68 34

